


Rotaris TPS740/745, TCS740



Rotaris – the perfect form

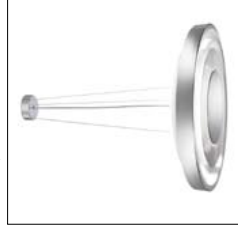
The defining visual characteristic of the Rotaris product range, which is based on the innovative TL5 Circular lamp, is its concentric circles. The semi-high-gloss aluminum centerpiece is surrounded by an opal or clear lamp cover; the inside of which has a prismatic structure, again in concentric circles. Continuing outwards, the high-reflectance optic is made of the same semi-high-gloss aluminum. Finally, the optic continues in the outer rim and the housing since it is all made out of one single piece of material.

With the surface-mounted version, some light is directed towards the ceiling to create a smooth transition between the ceiling and the luminaire. The suspended versions offer a choice of direct or direct/indirect light distribution. Glare is controlled in all viewing directions by Omnidirectional Luminance Control technology.

Within the Rotaris family, a complete range of surface-mounted, recessed and suspended luminaires is available.

www.philips.com/lighting

Rotaris suspended



Rotaris surface-mounted



Rotaris recessed

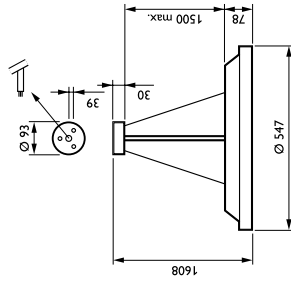


Rotaris TPS740/745, TC5740


Rotaris	
Type	TPS740 (direct lighting) TPS745 (direct / indirect lighting)
Light source	Compact fluorescent: 1 x MASTER-TLS Circular / 2GX13 / 60 W
Lamp included	Yes (lamp color 830 or 840)
Gear	Electronic, 220 - 240V / 50 - 60 Hz: High Frequency Performer (HFP) High Frequency Regulator; DALI (HFD) High Frequency Regulator (HFR)
Optical cover	Opal cover (O) Prismatic cover (P)
Infill plate / centre piece	Standard (IP) Enlarged (IPL) Perforated (IPP)
Connection	Push-in connector (PI)
Color	White (WH) Aluminum (ALU)
Option	Emergency lighting; 1 hour (EL1), 3 hours (EL3) Lighting controls: Luxsense daylight controller (LX), ActiLume multi controller (ACL)
Material	Frame: steel Components: polycarbonate
Installation	Reflector: anodized aluminum; semi-high-gloss Individual; suspended mounting with a triple steel-wire suspension set including a metal-like power cord (SM3) Fast fine adjustment with clutch device (Reutlinger) Blue inlay sheet
Accessory	Glare control in all viewing directions is based on the Omnidirectional Luminance Control (OLC) technology, complying with the current office lighting norms (EN12464-1, $L_{max} < 1000 \text{ cd/m}^2$ at $\gamma > 65^\circ$)
Remarks	Office, retail
Main applications	Office, retail



Where relevant, for detailed descriptions of Lighting Controls we refer you to chapter 11, and descriptions for e.g. optical covers, lamps data, photometrical diagrams, etc. to the respective sections in chapter 12.



TPS740/745




Rotaris TPS740/745 suspended luminaire for direct and direct/indirect lighting respectively




Preferred selection

Product ID	Weight (kg)	European Order Code (EOC)
TPS740 TLSC60W/840 HFP P FU SH3 IP ALU	300	635200 00
TPS745 TLSC60W/830 HFP P SH3 IP ALU	300	63217 00
TPS745 TLSC60W/840 HFP P FU SH3 IP ALU	300	63224 00
TPS740 TLSC60W/840 HFP P SH3 IP ALU	300	635606 00
TPS745 TLSC60W/840 HFP P SH3 IP ALU	300	635613 00

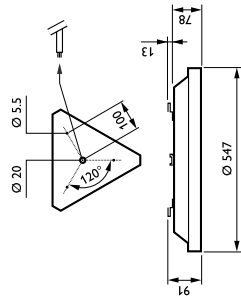
Please contact your local Philips representative for additional configurations



Rotaris TCS740

Rotaris	
Type	TCS740
Light source	Compact fluorescent: 1 x MASTER TL5 Circular / 2GX13 / 60W
Lamp included	Yes (lamp color 830 or 840)
Gear	Electronic 220 - 240V / 50 - 60 Hz: High Frequency Performer (HFP) High Frequency Regulator DALI (HFD) High Frequency Regulator (HFR)
Optical cover	Opal cover (O) Prismatic cover (P) Standard (IP) Enlarged (PL) Push-in connector (PI) White (WH) Aluminum (ALL)
Infill plate / centre piece	
Connection	
Color	
Option	Emergency lighting: 3 hours (EL3) Lighting controls: AcqLume multi controller (ACL) Euro fuse (FU) included Dedicated centre pieces: prepared for smoke detector
Material	Frame: steel Components: polycarbonate Reflector: anodized aluminum, semi-high-gloss
Installation	Individual; locking the luminaire into pre-mounted ceiling plate (delivered with the luminaire) Blue inlay sheet Office, retail
Accessory	
Main applications	
	  

Where relevant, for detailed descriptions of Lighting Controls we refer you to chapter 1.1 and descriptions for e.g. optical covers, lamps and photometrical diagrams, etc. to the respective sections in chapter 1.2.



TCS740



Rotaris TCS740 surface-mounted luminaire

Preferred selection	
Product ID	Weight (kg)
TCS740TL5C60W/830 HFP P IP ALU	300
TCS740TL5C60W/840 HFP P IP ALU	300
TCS740TL5C60W/840 HFP P FU IP ALU	300
TCS740TL5C60W/840 HFP P IP ALU	300

Please contact your local Philips representative for additional configurations

Accessories	
Product ID	Description
ZBS740 F-BL	Blue inlay sheet
	Aluminum centerpiece and clear prismatic lamp cover: combined with blue inlay sheet accessory

